



Innovation  
*With a Human Touch*

4F-1, 236, Fu-Te 2<sup>nd</sup> Rd., His Chih,

Taipei Hsien, 221, Taiwan

TEL:886-2-6616-6692 · 2694-6687

FAX:886-2-2694-6875 · 2694-5097

# Y Rollers Changing Process Spirit

Version: 1.0  
May 20, 2014


Revision History :

Version	Date	Page	CONTENTS
1.0	May, 20 2014		First release


1. Dismount 2 screws of top cover(M4 \*8)




2. Lift the top cover ◦



3. Please turn the safety lock switch to LOCK status according to the direction shown on the sticker (see picture) to avoid the collapsing of top cover.



4. Changing the Y rollers. Remove the following screws to completely remove the Y rollers.



5. Unscrew the following screws to remove the A roller.

